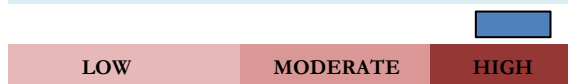




**FUND OBJECTIVE**

To provide Long term capital growth through investments in Shariah compliant Saudi companies listed on the Saudi Stock Exchange.

**RISK CATEGORY**



**FUND FACTS**

Category	Stock Local
Classification	Growth
Currency	Saudi Riyal
Inception Date	6/6/2009
Inception Price	10
Fund Asset	3,041,281.13
Unit Price	14.43
Sub Category	Shari'ah Compliant
Benchmark	Falcom Shariah Index
Minimum Investment	SAR 10,000
Valuation Days	Every day
Management Fees	1.75%
Subscription Fee	Up to 2%

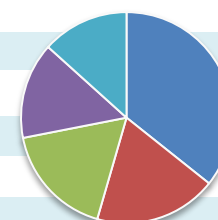
**FUND COMPOSITION**

**Asset Allocation**

Equity	67.80%
Cash & Dividends Receivable	32.22%

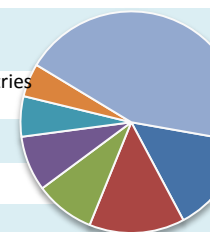
**Breakdown Top 5 Holdings**

Al RAJHI	9.46%	■ Al RAJHI
Alinma	4.98%	■ Alinma
SABIC	4.62%	■ SABIC
SADAFCO	3.91%	■ SADAFCO
SGH	3.53%	■ SGH
Top 5 Holdings as % of Total	26.51%	
Total Number of Holdings	25	



**Sector Allocation**

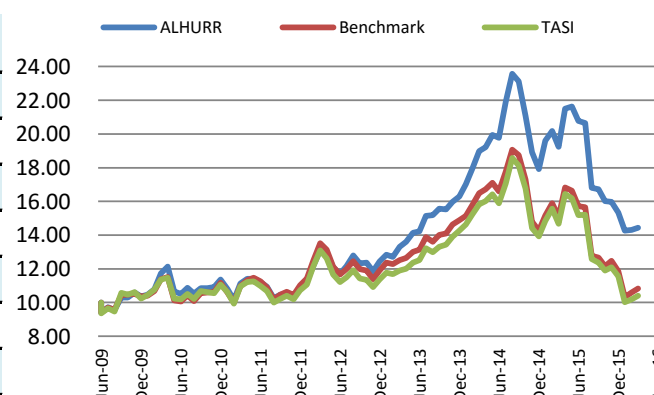
Banks & Financial Services	14.44%	■ Banks & Financial Services
Retail	13.92%	■ Retail
Agriculture & Food Industries	8.71%	■ Agriculture & Food Industries
Petrochemical Industries	8.06%	■ Petrochemical Industries
Cement	5.89%	■ Cement
Transport	4.86%	■ Transport
Other Sectors & Cash	44.13%	■ Other Sectors & Cash



**FUND PERFORMANCE**

	1 Month	QTD	YTD	1 Year	3 Years	Since Inception
<b>Fund</b>	0.91%	-5.89%	-5.89%	-24.98%	8.52%	44.34%
<b>Benchmark</b>	2.15%	-8.68%	-8.68%	-28.27%	-13.60%	8.23%
<b>Excess Return</b>	-1.23%	2.80%	2.80%	3.29%	22.12%	36.11%

FUND STATISTICS	1 Year	3 Years	Since Inception
<b>Alpha</b>	-3.16%	6.36%	10.77%
<b>Beta</b>	0.78	0.90	0.93
<b>Standard Deviation</b>	23.98%	20.83%	18.24%
<b>Sharpe Ratio</b>	-1.11	0.05	0.19
<b>Tracking Error</b>	2.18%	1.84%	1.44%
<b>Information Ratio</b>	0.12	0.32	0.23
<b>R Squared</b>	93.50%	81.76%	92.87%



**Disclaimer:** The information contained herein is for informational purposes only and should not be construed as an offer to sell/purchase, a solicitation of an offer to buy, or a recommendation for the units of The Investor Mutual Fund. Past performance of the Fund does not indicate the future performance of the Schemes and may not necessarily provide a basis of comparison with other investments. Mutual Funds investments are subject to market risks and there can be no assurance or guarantee that the Scheme's objective will be achieved and the NAV of the Schemes may go up or down depending upon the factors and forces affecting the securities market. The report contains statements and statistics that have been obtained from the source believed to be reliable, however, The Investor for Securities does not guarantee its accuracy or completeness. This document is not for distribution to the general public. It is directed at persons authorized to invest in the Fund and residing in jurisdictions where the Fund is authorized for distribution or where no such authorization is required. The information contained herein should not be altered in any way, transmitted to, copied or distributed, in part or in whole, to any other person or to the media or reproduced in any form, without prior written consent of The Investor For Securities.

