


The Investor Al Hurr Fund

As of 31st January 2014



RISK CATEGORY



GENERAL INFORMATION

Category: Capital Growth
Asset Class: Saudi Shariah Stocks
Unit Price (31/01/2014): SAR 17.02
Total No. of Units: 215,349
NAV of Total Units: SAR 3.66m
Fund Began: 6/6/2009
Manager: Adel Albadr
Manager Tenure: Since 02/13
Funds of Funds: No

FUND STATISTICS

Standard Deviation: 7.53%
Beta: 0.85
Sharpe Ratio: 0.41
Number of Up Months SI: 38
Number of Down Months SI: 18

FUND INVESTMENT OBJECTIVE

The Fund objective is Long term capital growth through investments in Shariah compliant Saudi companies listed on the Saudi Stock Exchange. The fund normally invests in about 15 - 20 companies, with the top 5 holdings constituting almost 42% of Assets.

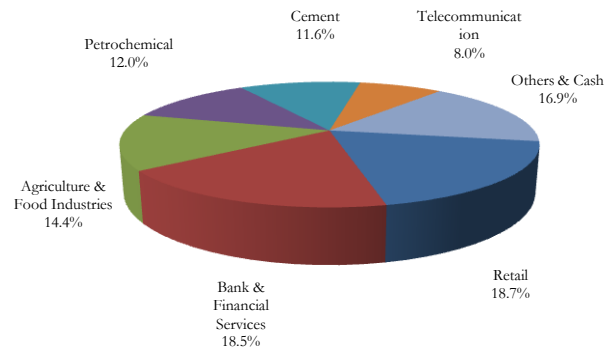
PORTFOLIO COMPOSITION

Top 5 Holdings (31/01/2014)		Top Industry Sector Weights (31/01/2014)	
Company	Weight	Sector Allocation	Fund Benchmark
Al Rajhi	10.3%	Retail	18.7% 5.9%
SABIC	8.6%	Bank & Financial Services	18.5% 18.0%
Alinma	8.1%	Agriculture & Food Industries	14.4% 8.0%
Etihad Etisalat	8.0%	Petrochemical	12.0% 24.5%
Dallah Health	7.0%	Cement	11.6% 10.1%
Top 5 Holdings as % of Total:	42.0%	Telecommunication	8.0% 10.4%
Total Number of Holdings	19	Others & Cash	16.9% 23.1%

Top Overweight / Underweight vs. Benchmark

Top 5 Overweight	Top 5 Underweight
Dallah Health	SABIC
Ceramic	Al Rajhi
Alinma	SAVOLA Group
Arab Cement	Etihad Etisalat
NADEC	Sahara Petrochemical

Al Hurr Sector Allocation



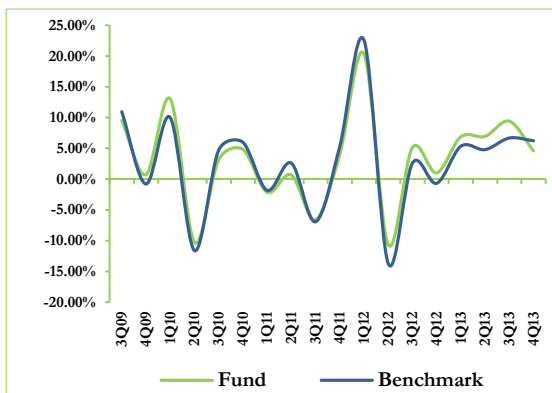
ASSET TYPES (31/01/2014)

Stocks	96.28%	Cash	0.03%
Dividend	0.00%	Others	3.70%

CUMULATIVE RETURNS %

Particulars	1 Month	Quarter Till Date	Year Till Date	12 months	Since Inception
Fund	4.51%	4.51%	4.51%	32.54%	70.18%
Benchmark	1.81%	1.81%	1.81%	22.46%	51.50%
Difference	2.69%	2.69%	2.69%	10.07%	18.69%

Fund vs benchmark Performance



Saudi Arabia's Tadawul All-Share Index (TASI) have ended the January in positive territory and closed at 8,760.62 points; up 2.64 percent for the month. It is noteworthy that the highest close level for the index during the month was 8,771.99 points as on 23rd January 2014.

The total value of shares traded in January 2014 reached SAR 139.25 billion, edged higher by 20.17 percent over the previous month. Total equity market capitalization at the end of January reached SAR 1.80 trillion, increased by 2.79 percent over December 2013.

The Investor Al Hurr Fund has increased by 4.51% in January 2014. The Investor Al Hurr Fund has outperformed the benchmark by 2.69% year till date and 18.69% since inception.

Disclaimer: The information contained herein is for informational purposes only and should not be construed as an offer to sell/purchase, a solicitation of an offer to buy, or a recommendation for the units of The Investor Mutual Fund. Past performance of the Fund does not indicate the future performance of the Schemes and may not necessarily provide a basis of comparison with other investments. Mutual Funds investments are subject to market risks and there can be no assurance or guarantee that the Scheme's objective will be achieved and the NAV of the Schemes may go up or down depending upon the factors and forces affecting the securities market. The report contain statements and statistics, that have been obtained from the source believed to be reliable, however, The Investor for Securities does not guarantee its accuracy or completeness. This document is not for distribution to the general public. It is directed at persons authorized to invest in the Fund and residing in jurisdictions where the Fund is authorized for distribution or where no such authorization is required. The information contained herein should not be altered in any way, transmitted to, copied or distributed, in part or in whole, to any other person or to the media or reproduced in any form, without prior written consent of The Investor For Securities.



