




RISK CATEGORY



GENERAL INFORMATION

Category: Capital Growth
 Asset Class: Saudi Shariah Stocks
 Unit Price (31/08/2014): SAR 23.58
 Total No. of Units: 163,931
 NAV of Total Units: SAR 3.87m
 Fund Began: 6/6/2009
 Manager: Adel Albadr
 Manager Tenure: Since 02/13

FUND STATISTICS

Standard Deviation: 10.48%
 Beta: 1.01
 Sharpe Ratio: 0.49
 Annualized Alpha: 21.9%
 Number of Up Months SI: 44
 Number of Down Months SI: 19

FUND INVESTMENT OBJECTIVE

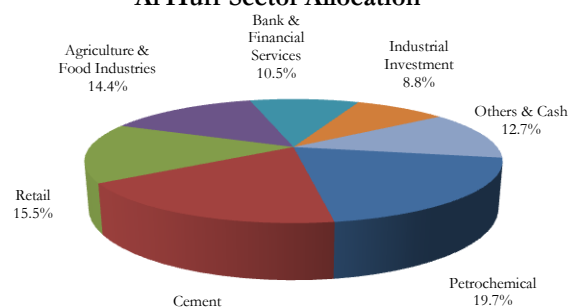
The Fund objective is Long term capital growth through investments in Shariah compliant Saudi companies listed on the Saudi Stock Exchange. The fund normally invests in about 20 - 25 companies, with the top 5 holdings constituting around 32% of the portfolio value.

PORTFOLIO COMPOSITION

Top 5 Holdings (31/08/2014)		Top Industry Sector Weights (31/08/2014)		
Company	Weight	Sector Allocation	Fund Benchmark	
Al Rajhi	8.3%	Petrochemical	19.7%	22.9%
Ceramic	7.9%	Cement	18.4%	9.6%
Jouff Agriculture	5.7%	Retail	15.5%	6.5%
SABIC	5.1%	Agriculture & Food Industries	14.4%	8.8%
Industrialization	5.1%	Bank & Financial Services	10.5%	17.7%
Top 5 Holdings as % of Total:	32.1%	Industrial Investment	8.8%	4.3%
Total Number of Holdings	23	Others & Cash	12.7%	30.2%

Top Overweight / Underweight vs. Benchmark	
Top 5 Overweight	Top 5 Underweight
Ceramic	SABIC
Jouff Agriculture	Al Rajhi
Saudi Chemical	Alinma
Extra	SAVOLA Group
City Cement	-

Al Hurr Sector Allocation



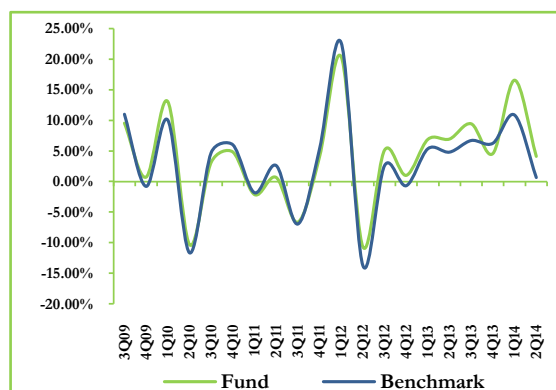
ASSET TYPES (31/08/2014)

Stocks	99.85%	Cash	0.15%
Dividend	0.00%	Others	0.00%

CUMULATIVE RETURNS %

Particulars	1 Month	Quarter Till Date	Year Till Date	12 months	Since Inception
Fund	7.68%	19.31%	44.82%	55.37%	135.83%
Benchmark	7.30%	14.85%	28.11%	40.13%	90.62%
Difference	0.38%	4.46%	16.71%	15.24%	45.20%

Fund vs benchmark Performance



Saudi Arabia's Tadawul All-Share Index (TASI) have ended the August in positive territory and closed at 11,112.12 points; up 8.79% for the month. It is noteworthy that the highest close level for the index during the month was 11,112.12 points as on 31st August 2014.

The total value of shares traded for the month of August 2014 reached SAR 208.39 billion, increased by 69.92% over the previous month. Total equity market capitalization at the end of August 2014 reached SAR 2,258.42 billion, increased by 7.53% over the close of the previous month.

The Investor Al Hurr Fund has increased by 7.68% in August 2014. The Investor Al Hurr Fund has outperformed the benchmark by 16.71% year till date and 45.20% since inception.

Disclaimer: The information contained herein is for informational purposes only and should not be construed as an offer to sell/purchase, a solicitation of an offer to buy, or a recommendation for the units of The Investor Mutual Fund. Past performance of the Fund does not indicate the future performance of the Schemes and may not necessarily provide a basis of comparison with other investments. Mutual Funds investments are subject to market risks and there can be no assurance or guarantee that the Scheme's objective will be achieved and the NAV of the Schemes may go up or down depending upon the factors and forces affecting the securities market. The report contain statements and statistics, that have been obtained from the source believed to be reliable, however, The Investor for Securities does not guarantee its accuracy or completeness. This document is not for distribution to the general public. It is directed at persons authorized to invest in the Fund and residing in jurisdictions where the Fund is authorized for distribution or where no such authorization is required. The information contained herein should not be altered in any way, transmitted to, copied or distributed, in part or in whole, to any other person or to the media or reproduced in any form, without prior written consent of The Investor For Securities.

